

Class III

Name : Sec.....Roll no. Date :Teacher's Sign. :

Costumes of India





“ओ, मेरा रंग दे बसंती चोला,
माए, रंग दे बसंती चोला”



Dear Students,

In these lines, the poet urges the mother nation to colour her robe with Saffron – a colour from our “**TIRANGA**”, symbolizing- Sacrifice, Patriotism and Devotion towards the nation. Not only in uniqueness and diversity of colours but our Indian costumes in their making techniques, style, pattern also do vary and stand apart from the dresses of the rest of the world.

- I. My Aunt comes from Kerala and she wears half saree on Lehnga which is known as _____.
Mention the states in which following styles of sarees are worn :-

			
W _ _ T B _ _ G _ _	_ A _ _ L _ A _ U	M _ _ A _ _ H _ R _	G _ J _ R _ _

Do you
know ?

Sarees
are worn in almost all
the states of India. It is made
from cotton, silk, nylon or
polyester fabric.

Costumes of Rajasthan
are exceptionally lively
reflecting the spirit of
the people and culture
of the region.




- II. Match the columns by associating the costumes to concerned states :-

S.No.	Costumes	States
1	Lehnga - Choli	Gujarat
2	Ghaghra - Kurta	Kerala
3	Angarakha	Sikkim
4	Baku	Punjab
5	Mundu	Rajasthan
6	Salwar Kameez	Haryana



Do you know?

In the pre-historic days human beings used to cover their body with animal skins, barks of trees and leaves.



III. Name any two unstitched clothes which are worn by women in India.

1. _____
2. _____



We get different fabric materials from plants as well as animals. Nylon, Polyester and Rayon are man-made fibres.

IV.

Clue Box

animals, silk worms, plants, sheep, plastic

- (a) Meera likes to wear cotton frock. We get cotton from _____.
- (b) In winter Rahul wears a leather jacket. We get leather from _____.
- (c) My baby brother is wearing gloves. We get wool from _____.
- (d) My teacher wears silk saree. Silk is obtained from _____.
- (e) People must avoid use of _____ bag.

Gandhi cap is very popular in Gujarat and Maharashtra and turban is popular in Punjab, Haryana & Rajasthan. To know more about the styles & patterns of turbans & pagdis please visit on <http://en.wikipedia.org/wiki/Turban>

गांधी टोपी

V. Write 4 different types of headgears men use in India (search from website: http://en.wikipedia.org/wiki/Clothing_in_India#Headgear for caps.)

.....

.....



VI. Name the traditional dress worn by the women of Assam. _____



VII. Name of this costume is PUAN SIN. It is the traditional dress of _____.



Did you know!!!

The outfit worn by Madhuri Dixit in the famous bollywood movie, Devdas, for the song "**Kahe Chedd Chedd Mohe . . .**" weighed 30 kgs. But she managed and danced elegantly.

VIII. Think and Answer:

(a) Write the names of the traditional dresses associated with these places:-

S. No.	States	Women	Men
1	Punjab		
2	Rajasthan		
3	Kashmir		
4	Gujarat		
5	West Bengal		
6	Uttar Pradesh		



India's recorded history of clothing goes back to the 5th millennium BC in the Indus Valley civilization where cotton was spun, woven and dyed.

IX. I love Indian costumes because....



Print your own Handkerchief!

- Take a cotton cloth piece (white colour) of 10×10 inch size; prepare dyes using vegetables and spices (example – beetroot, spinach, henna, turmeric etc.). Follow these steps to make it colourful –
- Take water in a pan (1/2 pan) and boil it.
- When water will start boiling put ¼ teaspoon of turmeric in it or if you will take beetroot, crush it and boil it (1 small beetroot will be enough)
- Now put your hanky in it and boil it for 3-4 minutes.
- Remove the pan from the gas.
- Let the water cool for 10-15 minutes and then dry your hanky.
- Then do lady finger / potato / onion printing with water colour and let it dry.
- Smile! your hanky is ready, bring to the school to show it to your teacher.



Note: Please do this activity under the guidance of your elders.



Now it's Puzzle time ?

X. Use different colours for showing these outfits in the grid



Kurta

Lehnga

Saree

Turban

Dupatta

Choli

Ghaghra

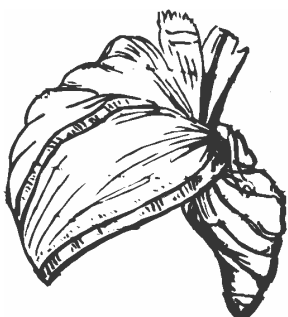
Dhoti

Shawl

Sherwani



S	U	B	X	T	U	R	B	A	N	X	A	U	A
A	M	N	K	N	C	D	A	E	Z	D	C	Z	C
R	C	D	P	U	G	H	A	G	H	R	A	M	D
E	E	C	D	N	R	A	D	E	U	V	B	C	N
E	U	N	S	T	G	T	H	C	Z	S	C	D	O
A	N	R	S	N	Z	R	A	A	J	H	N	U	S
T	L	U	H	D	C	Z	T	L	K	E	Z	C	H
U	D	E	P	A	T	T	I	U	Z	R	P	Z	A
X	L	A	C	A	U	Z	X	Y	M	W	A	B	W
C	D	U	P	A	T	T	A	H	R	A	E	D	L
C	E	R	F	L	O	E	W	Q	H	N	Z	U	I
H	T	Y	H	J	M	L	G	S	Y	I	D	S	T
O	R	E	D	S	L	I	I	O	Y	R	P	O	E
L	E	R	T	F	G	D	H	O	T	I	J	U	O
I	E	D	S	W	A	G	T	H	N	J	U	O	P



Did you know !

Pheta is the Marathi name for turbans worn in the state of Maharashtra.



XI. Help me to find out the correct spellings -



A	L	S	A	W	R

H	A	R	A	R	S	A

R	H	A	I	U	D	R	C	A

J	A	P	M	A	Y

H	R	S	A	N	E	W	I

XII. Match the footwear with the state it belongs to. Paste the picture of the footwear in the space provided. (Hint – Go to Google images and search)

S. No	State	Footwear	Picture
1	Maharashtra	Jooti	
2	Punjab	Pabu Shoe	
3	Gujarat	Kolhapuri Chappal	
4	Rajasthan	Bharwadi Desi Joda	
5	Kashmir	Mojari	

SUMMER VACATION HOLIDAY HOME WORK (2017-18)

CLASS – III

English

1. Read the book – The Little Master of The Elephant (Reading for Pleasure) by Orient Blackswan. Reading for Pleasure exam (I – Term) will be held on **09.08.2017**.
2. Read Books from suggested reading and write in Reading Log (any two)
3. Draw concept map of chapter "Amin and the Eggs" on a chart paper.
4. Book-Broadway Course Book-3
Project –2 (Pg. no. 114-116) (as an individual activity)

HINDI (Kumkum Hindi Paathmala – 3)

(1) 1 से 60 तक के हिन्दी के अंकों का लिखित तथा मौखिक अभ्यास अपनी लर्नर्स कोमेट में करिए।

(2) पाठ-4 : हमारा देश भारत (पेज नं० 39)

मनोरंजक गतिविधियाँ: काटो और चिपकाओ

पुस्तक में दिए गए भारत के तीन राज्यों के लोगों की वेश-भूषा के चित्र अखबार या किसी पत्रिका से काटकर चिपकाइये तथा राज्य का नाम लिखिए। (पाठ्य पुस्तक में करना है)

परियोजना कार्य

(1) पाठ-4 : हमारा देश भारत (पेज नं० 39)

पता करो :

राष्ट्रीय ध्वज में बने चक्र को अशोक के स्तम्भ से लिया गया है। अशोक स्तम्भ किसने बनवाया था? वह कौन था? उसके बारे में कौन सी कहानी प्रसिद्ध है? यह सब जानकारी इकट्ठी कीजिए और व्याकरण की कक्षा कार्य पुस्तिका में लिखिए।

पाठ-7 : परोपकारी विद्यासागर (पेज नं० 59)

जानकारी खोजो : महर्षि दधीचि ने परोपकार के लिए अपने शरीर की अस्थियाँ भी दान दे दी थी। पुस्तकालय जाकर या अपने माता-पिता से महर्षि दधीचि के बारे में जानकारी प्राप्त कीजिए तथा उन पर 5 वाक्य अपनी व्याकरण की कक्षा कार्य पुस्तिका में लिखिए।

MATHS

Summer Vacation: Prepare a thin notebook to complete your holiday homework. Referring to the page numbers given below from Oxford New Enjoying Mathematics – 3 (Revised Edition).

1. Project Pg. 19 (Atleast do comparison 3 times), Pg. 23, 40 (write correct answer in the notebook) Pg. 70 (write your observation in the notebook). Pg. 72 (a)
2. Test your skills – Q.2 & Q.3 (Notebook work), Q. 1 & Q.5 (Book work) (Pg.68)
3. Worksheet Pg. 29 & 46 (Book work)
4. Mental Maths Pg. 47 (Book work)
5. One Logical Reasoning Assignment to be done in the Learner's Comate.
6. Revise tables from 2-12.

Ev.S.

To be done in the Activity Notebook :-

1. Activity time 1 & 4 (Pg. 6)
2. Activity time 1, 2, 3 (Pg. 12)
3. Activity time 2 (Pg. 18)

Drawing and Craft

Pg. 6

Craft Pg. : 5, 10, 12

The best completed enjoyment sheet submitted on time will be awarded a certificate of appreciation.

Submit it to your class teacher on the 30th of June 2017.